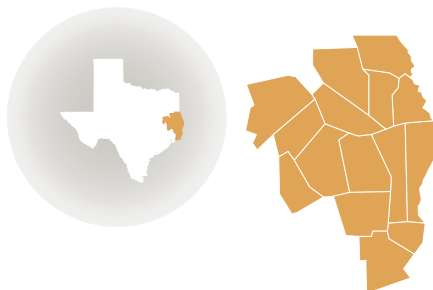


# Southeast Region

## REGIONAL SNAPSHOT

The 15-county Southeast region covers about 12,000 square miles, stretching from the Gulf of Mexico to Nacogdoches along the Louisiana border. The region contains one metropolitan statistical area (MSA), the Beaumont-Port Arthur MSA.



# \$46.5 Billion

SOUTHEAST REGION  
GROSS DOMESTIC PRODUCT,  
2022

ABOUT 1.9 PERCENT OF TEXAS' GDP OF \$2.4 TRILLION.

### SOUTHEAST REGION COUNTIES:

ANGELINA	JASPER	ORANGE	SAN JACINTO
HARDIN	JEFFERSON	POLK	SHELBY
HOUSTON	NACOGDOCHES	SABINE	TRINITY
	NEWTON	SAN AUGUSTINE	TYLER

## POPULATION CHANGE (2012 TO 2022)

REGION  
**-0.1%**

TEXAS  
**15.1%**

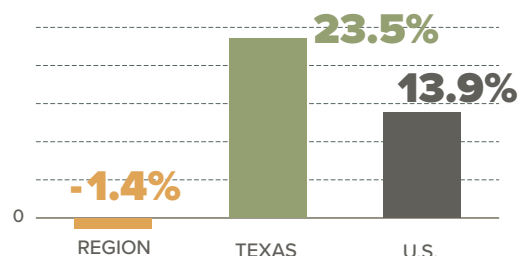
U.S.  
**6.2%**

The region's population changed little between 2012 to 2022. Four counties in the region recorded population growth during this period. Polk County saw the greatest percentage rise in population at 17 percent.

## JOBS & WAGES

Nearly 261,000 people are employed in the region, with about 58 percent located in the Beaumont-Port Arthur MSA. Several of the most concentrated industries are related to manufacturing. These industries have a high location quotient or LQ (above 1.25), indicating the region may possess a competitive advantage in those industries.

### PERCENT CHANGE IN TOTAL JOBS, 2012 TO 2022

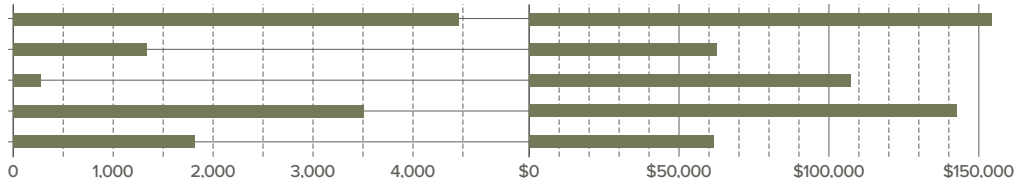


### TOP INDUSTRIES BY LOCATION QUOTIENT, 2022

LQ NUMBER EMPLOYED

PETROLEUM AND COAL PRODUCTS MANUFACTURING	23.69
SUPPORT ACTIVITIES FOR RAIL TRANSPORTATION	21.36
PIPELINE TRANSPORTATION OF CRUDE OIL	14.23
BASIC CHEMICAL MANUFACTURING	12.86
VENEER, PLYWOOD AND ENGINEERED WOOD PRODUCT MANUFACTURING	11.78

AVERAGE ANNUAL WAGES



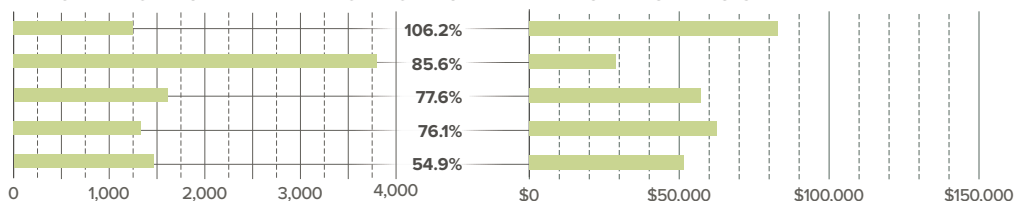
### INDUSTRIES WITH LARGEST TOTAL JOBS GROWTH, 2012 TO 2022

COMMERCIAL AND INDUSTRIAL MACHINERY AND EQUIPMENT (EXCEPT AUTOMOTIVE AND ELECTRONIC) REPAIR AND MAINTENANCE	106.2%
INDIVIDUAL AND FAMILY SERVICES	85.6%
OUTPATIENT CARE CENTERS	77.6%
SUPPORT ACTIVITIES FOR RAIL TRANSPORTATION	76.1%
LESSORS OF REAL ESTATE	54.9%

EMPLOYMENT CHANGE

PERCENT CHANGE

AVERAGE ANNUAL WAGES



**Glenn Hegar**

Texas Comptroller of Public Accounts

THE SOUTHEAST REGION IS ONE OF THE COMPTROLLER'S 12 ECONOMIC REGIONS.

To see the complete 2024 Regional Reports, visit: [comptroller.texas.gov/economy/economic-data/regions/2024/](http://comptroller.texas.gov/economy/economic-data/regions/2024/)

Sources: JobsEQ; U.S. Bureau of Labor Statistics, *Quarterly Census of Employment and Wages*; U.S. Census Bureau; U.S. Bureau of Economic Analysis; Texas Department of Transportation; Texas Comptroller of Public Accounts 96-1779-5 (3/24)